

## DISPOSAL INFORMATION



Disposal - Your GJD product was developed and manufactured with high-quality material and components that can be recycled and reused. This symbol means that electronic and electrical appliances, which have reached the end of their working life, must be collected and disposed of separately from household waste material. Separate collecting systems are usually in place for disused electronic and electrical products. Please dispose of these units at an environmentally compatible recycling facility, per European Directive 2012/19/EU.

## REGULATORY



## D-TECT Pet Immune

Dual PIR Microwave Detector

GJD370/371/372

Quick Installation Guide

## INSTALLATION MANUAL



Scan the QR code to see our full installation manual

## SPECIFICATIONS

DETECTION RANGE	Up to 15m selectable
COVERAGE	10° - 70° detection angle,
WALK TEST	Output test mode with LED indication
OPERATING TEMPERATURE	-20°C to +55°C Conformally coated electronics for increased stability
ADJUSTMENT	180° pan, 30° tilt
MOUNTING HEIGHT	1.2m to 1.8m
POWER INPUT	9-15 V DC
INDICATOR LEDs	1 x Red - Top PIR 1 x Green - Bottom PIR 1 x Amber - Anti-Mark 1 x Blue - Alarm
OUTPUTS	3 x volt-free, silent solid state magnetically immune common tamper (front and rear switches)
WEATHER RATING	IP65
MICROWAVE FREQUENCY	GJD370 - 10.525GHz GJD371 - 10.587GHz GJD372 - 9.9GHz

Scan product QR code to register and activate product warranty



Download our free Warranty Manager App



GJD  
Unit 2, Birch Business Park  
Whittle Lane  
Heywood  
Greater Manchester  
OL10 2SX  
UK

Tel: +44 (0) 1706 363 998  
Fax: +44 (0) 1706 363 991  
E-mail: [info@gjd.co.uk](mailto:info@gjd.co.uk)  
Web: [gjd.co.uk](http://gjd.co.uk)

## CONTENTS



D-TECT  
ANTI-PET



FIXING  
TEMPLATE

## SCREWS/ PLUGS



TAMPER  
FEET

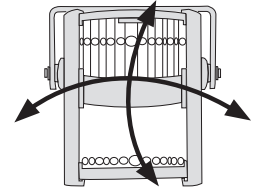
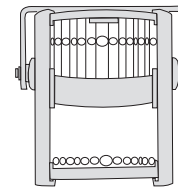
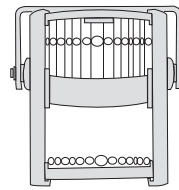


CLIP ON  
CURTAINS

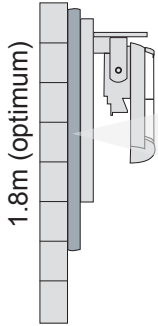


TAMPER FEET  
WALL CUP

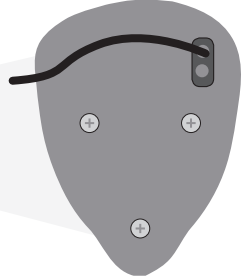
## FOV



## MOUNTING



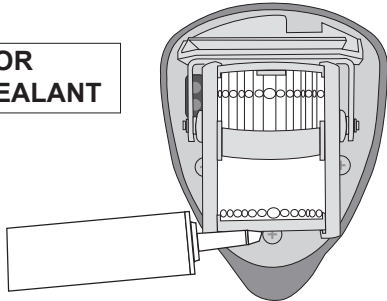
## CABLE ENTRY



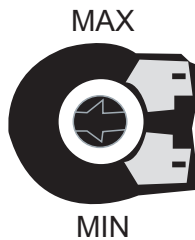
## SEALING

**ONLY USE WATER OR  
ACRYLIC BASED SEALANT**

Screw holes and  
Cable entry

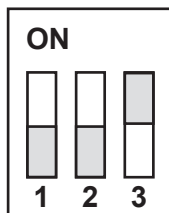


## ADJUST RANGE



## SET PULSE COUNT

SW1 OFF SW2 OFF = 1  
SW1 ON SW2 OFF = 2  
SW1 OFF SW2 ON = 3  
SW1 ON SW2 ON = 4



## WALK TEST

Enabled for 5 minutes after power applied



FIT COVER



WT = ON

ACTIVE WITH LED FOR 5 MINS  
AFTER POWER APPLIED

## CONNECTIONS

⊖ ⊖	⊖ ⊖	⊖ ⊖	⊖ ⊖	⊖ ⊖
A / M	ALARM N/C	TAMPER	ALARM N/O	+ - 9-15 V DC

**D-TECT Pet Immune**  
Dual PIR Microwave Detector

GJD370/371/372

