



## D-TECT 40 IP Motion Detector

The D-TECT 40 IP is an internet protocol connected detector that combines advanced signal processing and unique optical systems. The detection beam range can be programmed up to 40 metres, avoiding boundary overspill and making it particularly effective for perimeter detection.

Using Power over Ethernet and IP communication, the D-TECT 40 IP supports direct integration with all the major\* VMS and camera systems on the market, while keeping the installation just as easy as setting up an IP camera.

### Currently supported VMS platforms

- Bosch
- Vista Qulu
- Axis Camera Companion
- Wavestore VMS
- Embsec Visualiser
- QNAP
- Genetec Omnicast
- Griffid GMS & GMC
- Kentima Ethiris
- Milestone XProtect
- Mirasys Carbon
- SeeTec Enterprise & Probox

### Supported cameras for direct control

- Bosch
- Axis Camera Companion
- Hikvision
- Sony
- Ernitec

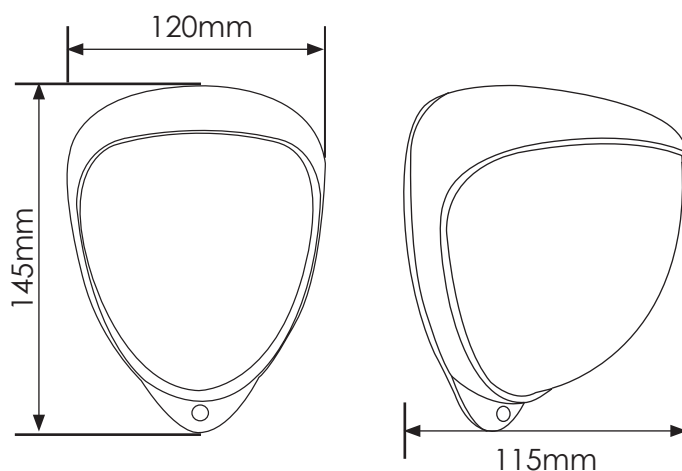


### PRODUCT CODES

**GJD240** D-TECT 40 IP Motion Detector

UNIQUE FEATURES	END USER BENEFITS
Power over Ethernet	Ability to monitor a large detection area
Programmable 40m beam range	Exceptional resistance to false alarms
Advanced signal processing, quad pyro & optical systems	Low maintenance & cost efficient
Direct control of IP cameras	User-friendly, intuitive and quick online access
Web browser interface	Suitable for adverse weather conditions
Robust IP65 zinc metal housing	Easy to setup and service
Direct integration with VMS systems	Remote IP setup and diagnostics

### DIMENSIONS



### SECTORS



RESIDENTIAL



COMMERCIAL



INDUSTRIAL



BORDERS



MILITARY BASES



PORTS



POWER PLANTS



HERITAGE



AIRPORTS



PRISONS

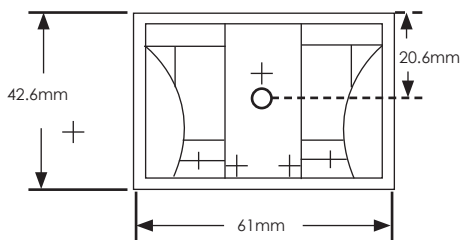
## ACCESSORIES

<b>GJD304</b>	Conduit Adaptor
<b>GJD305</b>	Pole Mount Bracket
<b>GJD308</b>	"D-Guard" Cage
<b>GJD380</b>	Walk Tester

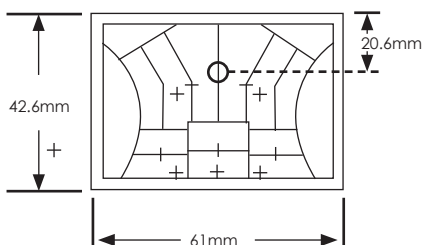
<b>RANGE</b>	Up to 20-40m programmable
<b>COVERAGE</b>	Two Fresnel lenses 40m x 4m or 40m x 8m
<b>ADJUSTMENT</b>	180° pan + 90° tilt, with visual pan & tilt alignment markers
<b>MOUNTING HEIGHT</b>	Optimum 3m
<b>FRESNEL LENS</b>	4 or 12 zones for each pyro pair
<b>CUSTOMISED OPTICS</b>	Double silicon shielded quad element eliminates 50,000 Lux of white light
<b>NETWORK ALARMS</b>	User configurable HTTP web requests, XML and raw TCP socket support. Direct integration for all major VMS software
<b>OUTPUTS</b>	2 x volt-free, silent solid state magnetically immune, programmable trigger options
<b>POWER SUPPLY</b>	Power over Ethernet (48V DC)
<b>POWER CONSUMPTION</b>	Max 3.8W, PoE class 1
<b>ETHERNET STANDARD</b>	Ethernet IEEE 802.3af, TCP/IP
<b>USER INTERFACE</b>	Web browser user interface. No software or installation needed
<b>PULSE COUNT</b>	1,2
<b>WALK TEST</b>	Output test mode with LED indication
<b>OPERATING TEMP</b>	-20°C to +55°C conformally coated electronics for increased stability
<b>TEMP. COMPENSATION</b>	Digital sensitivity adjustment
<b>TIMER OPTIONS</b>	Up to 120 seconds
<b>LIGHT SENSING</b>	Dusk (2 Lux) to 24 hour
<b>HOUSING</b>	High impact zinc alloy
<b>PROTECTION RATING</b>	Minimum IP65
<b>DIMENSIONS</b>	145 x 120 x 115mm
<b>WEIGHT</b>	692g

## BEAM PATTERNS

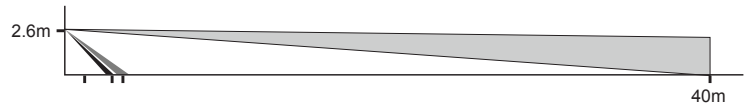
FRONT VIEW LENS - 40m x 4m



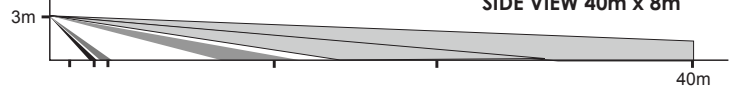
FRONT VIEW LENS - 40m x 8m




SIDE VIEW 40m x 4m



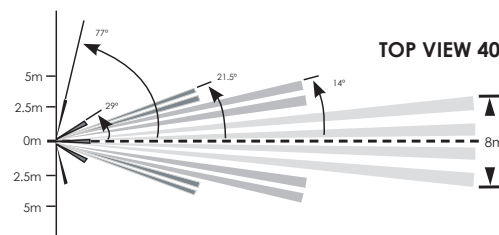
SIDE VIEW 40m x 8m



TOP VIEW 40m x 4m



TOP VIEW 40m x 8m



Please note GJD reserve the right to change the information within this document, without notice.

